



Hi, I'm Peter Gillberg and I am the maker of SuperStamps.

I want to take this opportunity to thank you for downloading SuperStamps Trial. I hope you will find this Image/Stamps collection immensely useful.

I thrive on your feedback. [You can leave feedback and suggest new Callouts/Stamps that you are missing in this collection here.](#)

How to use this document

You can use this PDF on your computer as an overview of the different SuperStamps included in the package, but to get the best overview included SuperStamps I would suggest that you print out the book. This will give you a quick reference over suitable images for your projects.

How to use SuperStamps

In later sections you'll find tutorials on how to import SuperStamps into Snagit. But besides using the Stamps in Snagit Screen Capture Software you can of course also use them in other work. Here are some suggestions.

- Powerpoint/Keynote presentations
- Webpages
- In emails
- In written reports and documentation
- Videos
- Promotional material for your videos and so on...

Briefly on legal matters

We have described the allowed usage/license agreement in depth in a later section. If you are unsure about a specific usage, please examine that section. Generally you can use the included SuperStamps/SuperCallouts images royalty free in your projects, but you cannot sell it as an icon/image/graphics package.

Product Support / Contact Us

If you need assistance with SuperStamps, please open a ticket with our [SoftwareCasa Support Center here](#).

Peter Gillberg

SoftwareCasa / SuperCallouts / SuperStamps

Contents

SuperStamps Image Directory

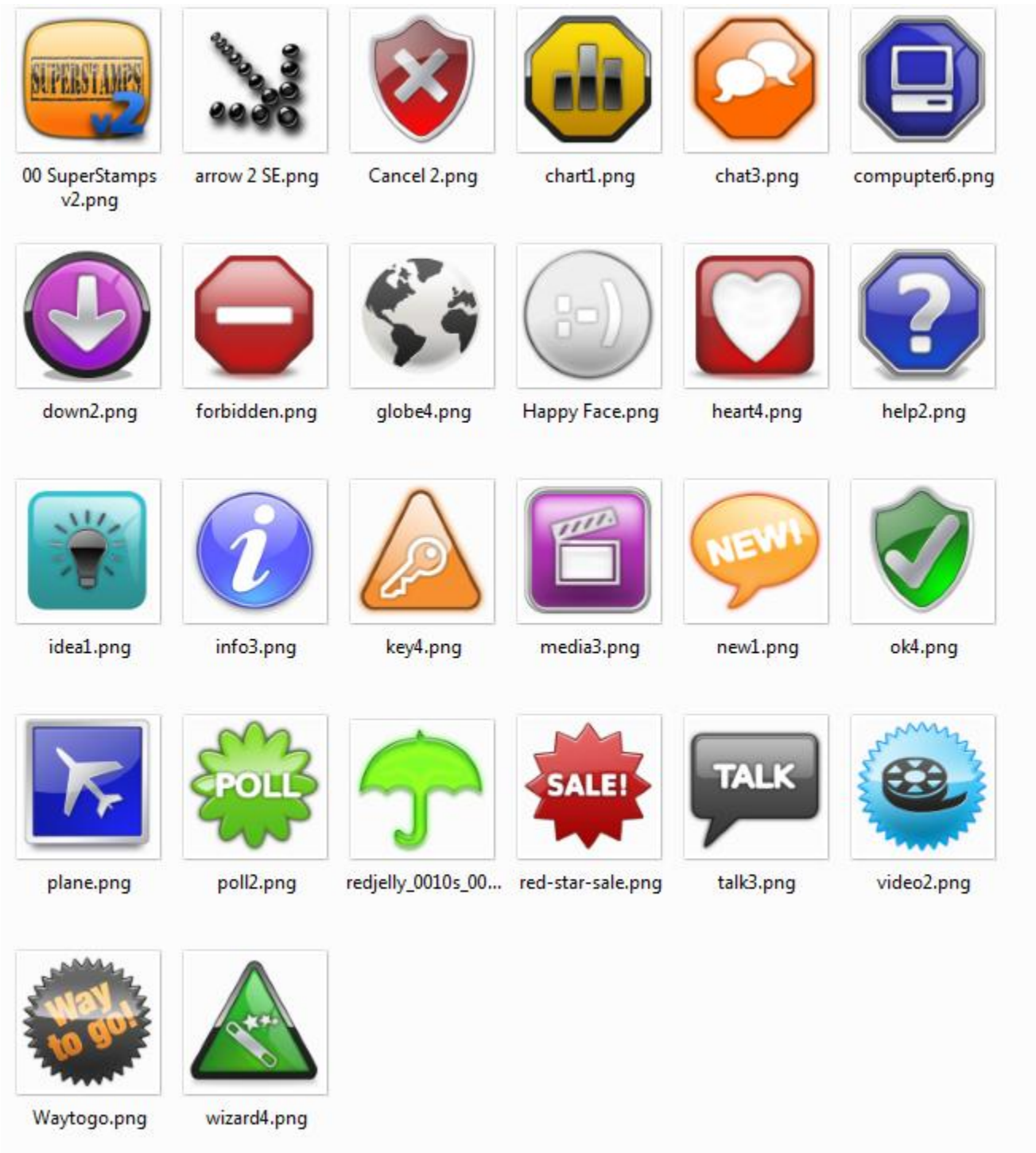
Tutorial: How to use SuperStamps in Snagit

License Agreement / Usage

Attribution

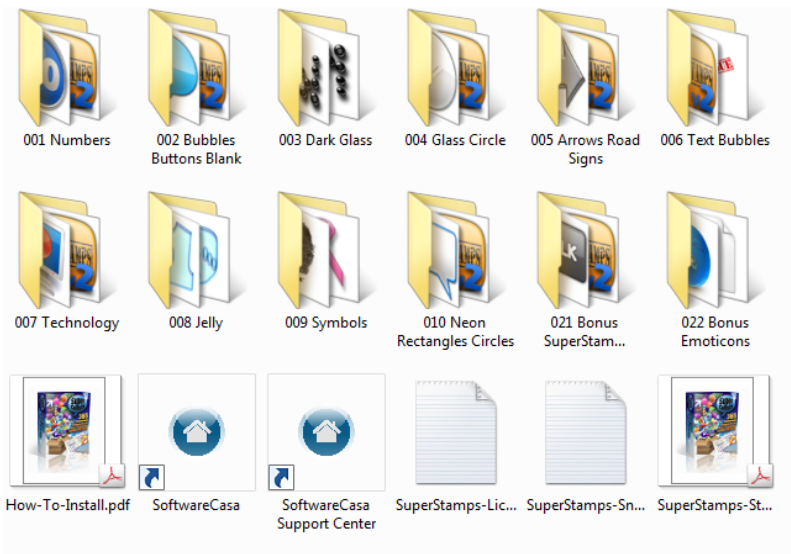
Complementary Products

099 Bonus SuperStamps MiniPack – 25 stamps from SuperStamps v2



[Click here to check out the complete SuperStamps v2 Package – with 654 Additional Stamps.](#)

Tutorial: How to use SuperStamps in Snagit



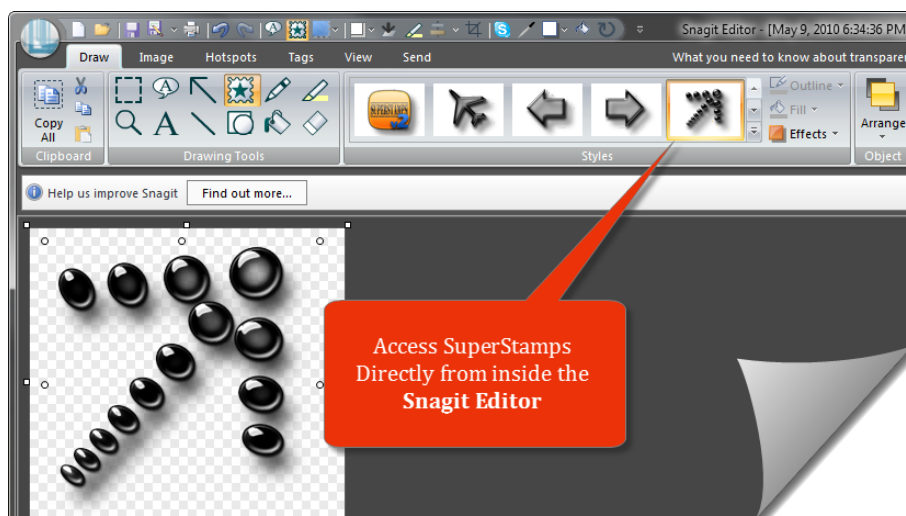
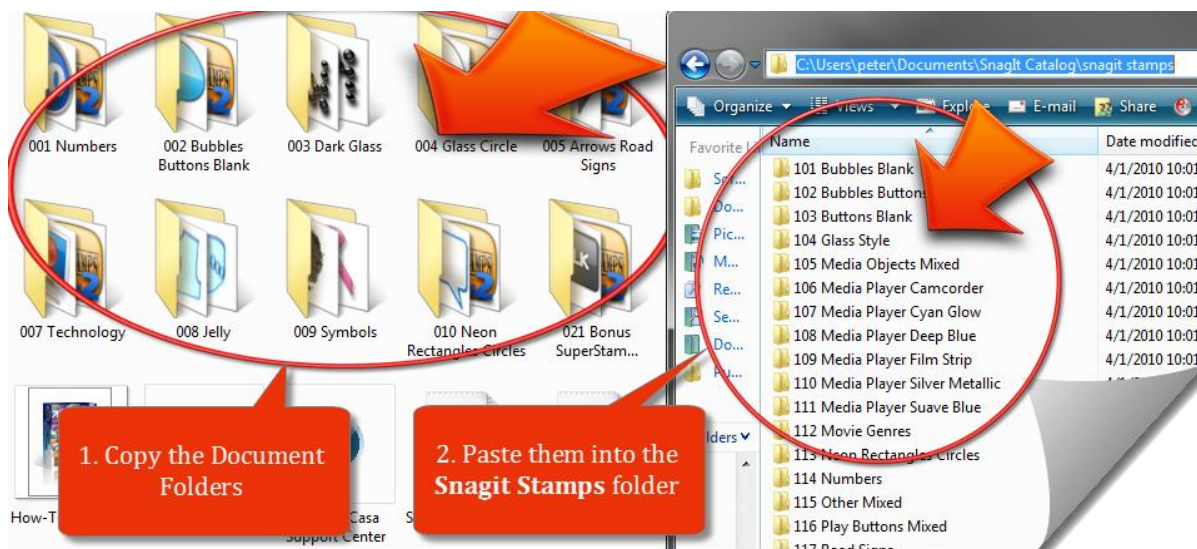
After downloading the file Double-click to unzip it. Your unzipped folder will include these documents/folders (see image on left hand side).

The numbered folders 001 to 022 contains your Stamps. Simply copy these folders into the folder where you store your Snagit Stamps. This is normally located here:

C:\Users\Your-User-Name\Documents\Snagit Catalog\snagit stamps\

Copy the documents over from the

SuperStamps folder to the Snagit Stamps folder:



After you have copied them into the **Snagit Stamps** folder you will be able to access them directly from the **Snagit Editor**.

How to work with Stamps



Figure 1 from [SuperStamps Monsters](#)

License Agreement / Usage

COPYRIGHT MATERIAL

The Images/content in this collection is proprietary and copyrighted. This copyright is protected under U.S. and International copyright law. SoftwareCasa ECS SL. grants special permission and reserves all rights, except for those specifically granted by the license agreement below.

This is a non-exclusive, non-transferable license agreement between you and SoftwareCasa. Please read this agreement carefully before using the product. If you choose not to accept this agreement, you must return the product unused. By using any part of the Data, you are agreeing to the following terms:

Permitted use	License
Advertisements in newspapers, magazine, or other printed material	Yes
Web/digital advertisements	Yes

Printed promotional projects including product packaging, catalogues, brochures, promotional greeting cards, promotional postcards and promotional posters (but not for resale or license)	Yes
Corporate film and video presentations	Yes
Commercial film, motion pictures, movies or theatrical presentations	Yes, attribution is appreciated
Broadcasted television	Yes, attribution is appreciated
Books and book covers, CD & DVD covers	Yes
Editorial purposes: printed magazines, newspapers, editorials, newsletters	Yes
Online or electronic publications or uses, including web pages	Yes
Prints, posters, stationery items and other reproductions for personal or business use (but NOT for resale or license)	Yes
Items for resale, including prints, posters, calendars, mugs, mousepads, t-shirts, games, etc.	Yes
Electronic templates for resale on websites, brochures, business cards, e-greeting cards, Icon Collections etc.	No
Install content in more than one location at a time	No

Prohibited uses
Pornographic, obscene or libelous works
Use that depicts model in a sensitive way i.e. mental or physical health issues, substance abuse, criminal behavior, sexual activity or preference without a disclaimer.
Sub-license, give away, share, sell, rent, loan or otherwise transfer collection or stand-alone images/files "as is" as a set or individually.

Trademarked and Copyrighted Images

** Icons that include a trademarked or copyrighted logo or image are made available with the understanding that you will not use them in any way that infringes upon the rights of the trademark and/or copyright holder. If in doubt, please contact the trademark or copyright holder for instructions on the permissible uses of their trademarked and/or copyrighted logo or image.*

[Contact us with any questions regarding the license agreement.](#)

Attribution

We would like to thank the following persons and organizations for their fonts, brushes, Photoshop custom shapes, tutorials, etc:

- [Dingbats-UK](#) for rescuing long-lost fonts and making them available to the public, especially the WillyMac fonts that we've used in every icon series.
- [Fontriver.com](#) for featuring an incredible variety of fonts and dingbats from designers around the world.
- [Benn Coifman](#) for his Street Sign font and [RailFonts.com](#) for making it and other great rail fonts available.
- [House of Lime](#) for its Your Sign zodiac font. Old sun zodiac signs.
- [Fontsquirrel.com](#) and [Thomas Harvey](#) for his Geographic Map font.
- [Fontsquirrel.com](#) and [N Plus](#) for its Efon font.
- [Fontsquirrel.com](#) and [Nick's Fonts](#) for their Glyphyx NF font.
- [Lukyan turetsky](#) for his Rally Symbols font.
- [Manfred Klein](#) for his bicycles, sailing ships, medieval dragons, and Egyptian dingbats.
- [Peter Wiegel](#) for his Zeichen Hundert font, especially the trains.
- [Harold Lohner](#) for his Harold's Pips font, an excellent source for a wide variety of basic dingbat symbols.
- [Christopher Feray](#) of WC Fonts
- [Graham Meade](#) of Gem Fonts for various weather dingbat symbols.
- [Digital Graphic Labs](#) for their Symbolix font.
- [Freaky Bunny](#) for its FB Nyan kitty cat face font.
- [Jess Latham](#) and [Blue Vinyl](#) fonts for their Princess and Seeing Stars fonts.
- [SML Designs](#) for their Simbats home furnishings font.
- [Armando Hernandez Marroquin](#) for his Chess Marroquin font.
- [Discoverdingbats.com](#) and [Alan Carr](#) for his animal, space, and Xmas dingbats.
- [Fontfreak.com](#) and [Amy Rothstein](#) for a variety of dingbats, especially her potted plants.
- [Adobe Photoshop Exchange Community](#) for enabling artists to share their work.
- [DeviantART.com](#) for providing an excellent forum for artists to share their work.
- [Nathan Blenke](#) for his superb collection of assorted Photoshop custom shapes.
- [Fehim Tastekin](#) and [Iconsandmore](#) for their wide assortment of Photoshop custom shapes.
- [Mandy-Robinson](#) for an equally impressive wide assortment of Photoshop custom shapes.
- [Spiderwomanwd](#) for sun, sail, satellite and other miscellaneous Photoshop custom shapes.
- [Srinix](#) for various web tool and technology Photoshop custom shapes.
- [Michelle Hornecker](#) for her Halloween, Thanksgiving, and Christmas Holiday Photoshop custom shapes.
- [Adobe Photoshop Exchange and Squidums](#) for Tim's Tools Photoshop custom shapes.
- [Adobe Photoshop Exchange and Reina TVI](#) for her TVI Valentine's Day Photoshop custom shapes.
- [Adobe Photoshop Exchange](#) and Tymoos for its World Currency Photoshop custom shapes.
- [Adobe Photoshop Exchange and Lee Mcgurren](#) for his Hello Kitty (Sanrio TM)* Photoshop custom shapes.
- [Sue Chastain](#) and [Graphicssoft.about.com](#) for a variety of Photoshop custom shapes.
- [LadyOak](#) for their Photoshop custom shapes.
- [Scrapbookgraphics.com](#) for their arrow Photoshop custom shapes.
- Deviant Art and Kitty-362 for her Efon, Jello, and other Photoshop custom shapes.
- [Deviant Art and Corazoneofmine](#) for her Dragons and Such Photoshop custom shapes.
- [Deviant Art and Naderbellal](#) for his wide assortment of Photoshop custom shapes.



Figure 2 from [SuperStamps Monsters](#)

- [Deviant Art and Jay Atkinson](#) for his Gearlock Photoshop custom shapes.
- [Deviant Art and Francisco Fernandez](#) for his Animal Photoshop custom shapes.
- [Deviant Art and Lucifer017 \(Princess Lulu\)](#) for her Music and Animal Photoshop custom shapes.
- Deviant Art and Darkmis29 (Tina Silva) for her Yoga Photoshop custom shapes.
- [Deviant Art and Hikaridrops \(Nadia Arini Yahya\)](#) for her Kiddy Stuffs Photoshop custom shapes.
- [Deviant Art and Lacorpse \(Brytne Lu\)](#) for her Diamond Photoshop Shapes.
- [Deviant Art and Snaphook](#) for his Basketball Photoshop Shapes.
- [Deviant Art and Camxso \(Kimberlie Bees-Guy\)](#) for her Xmas Photoshop Shapes.
- [Deviant Art and thesuper](#) for his superb Sea Creature Photoshop Custom Shapes.
- [Deviant Art and Relic-57 \(Jeff\)](#) for his Signage Photoshop custom shapes.
- [Deviant Art and Zoomanchoo \(Robbie Cropper\)](#) for his People Shadow Photoshop custom shapes.
- [Deviant Art and The Scrappin Cop](#) for her Keys and Locks Photoshop custom shapes.
- [Mike Brittain](#) for his “Cart-O-Grapher Font” that we’ve used in every icon series.
- [Dezinerfolio](#) for the “Aquagloss Icons” that inspired our our [3D Glossy Blue Icon](#) series.
- [Astigmatic One Eye Foundry](#) for their “BulletBallsAOE Font” that we’ve used in every icon series.
- [Blue Vinyl Fonts](#) for their “SeeingStars Font” that we’ve used in every icon series.
- [Obsidianandawn.com](#) for their “Floral Photoshop Patterns” that we used in our [Quilted Floral Icon](#) series.
- [Photoshopstar.com](#) for their tutorial that inspired our [Orange Grunge Sticker Icon](#) series.
- [Yasny-chan.deviantart.com](#) for their “Pattern Set 1” that we used in our Retro Grunge Series.
- [Squidfingers.com](#) for their patterns.
- [Citrus Moon](#) for the patterns we used in our Retro Grunge Series.
- [Vathanx.deviantart.com](#) for their beautiful “Crystal Orb PSD” that we built our [Pink](#), [Green](#), and [Blue Metallic Icons](#) upon.
- Anidan Design for their wonderful [RSS Feed Icon Photoshop Shapes](#) that we’ve used in every icon series.
- Thanks to [BITTBOX.com](#) for the [Free Hi-Res Splatter Photoshop Brushes](#) that made our [Free Pink & Black Cherry Blossom Festival Icons](#) possible.
- Thanks to PSHERO.com for the [Text In Stitches Tutorial](#) and the [Frayed Denim Patch with Stitches Tutorial](#) which made our [Free Stitched Denim Blue Jeans Icons](#) possible!
- <http://www.c9-d.com/>
- <http://tutorials.mysitemyway.com/>
- <http://webtreats.mysitemyway.com/>
- IconEden (<http://www.iconeden.com>)
- Anton Korda for his amazing artwork
- Javier Ocasio (<http://www.studiotwentyeight.com>)
- Liam McKay (<http://www.wefunction.com>)
- Webdings as images: <http://www.communitymx.com/content/article.cfm?cid=7BDE1>
- Rally symbols: <http://www.typophile.com/node/51060>
- Magnus Cederholms font FFF Tujs: <http://www.formfett.net>
- HydroPro <http://mediadesign.deviantart.com> amazing icons
- <http://lazycrazy.deviantart.com/art/Lovely-website-icons-pack-1-132237340>
- Danijel-One for his beautiful shape collection including the Dragon tattoo we have used in SuperStamps Monsters. <http://daniyel-one.deviantart.com/>



Figure 3 from [SuperStamps Monsters](#)

Complementary Products

SuperCallouts



SuperCallouts brings you a large collection of professional looking, beautiful and highly customizable images/icons. They come in many different colors with a glassy modern outlook. SuperCallouts is easy to install and use.

365 Professional Video Callout Images

SuperCallouts include **365 Professional Callouts for All Video Production in one BIG Pack**. The collection of images and icons cover wide areas suitable for Technical Reports, Presentations, Websites, Blogs, Web 2.0, Software Applications, Tutorials, Videos and many other areas.

[Check out SuperCallouts](#)

SuperStamps

SuperStamps 2.0 – 654 Professional Snagit Stamps

SuperStamps brings you a huge collection of professional looking, beautiful and highly customizable images/icons. They come in many different colors with a glassy modern outlook. SuperStamps is easy to install and use.

SuperStamps include **654 high quality .png** images. The collection of images and icons cover wide areas suitable for Technical Reports, Presentations, Websites, Blogs, Web 2.0, Software Applications, Tutorials, Videos and many other areas.

[Check out SuperStamps v2](#)




Snagit

Snagit - More Than 40 Ways to Capture Your Screen

Snagit is the only screen shot utility available boasting -- **five different capture modes** and over **40 different ways** to copy text, videos, images and websites content from your screen. With Snagit It, your search for the perfect screen capture software is finally over.

[Check out Snagit](#)



Camtasia Studio

Camtasia Studio 7.1 - Create Tutorials, Demos, Courses and Online Videos Today!

Camtasia Studio 7.1's sleek new editing interface makes features more discoverable and workflow more efficient while providing an overall better user experience. TechSmith's improved SmartFocus technology is in Camtasia Studio 7, providing a noticeable increase in accuracy so users will spend even less time editing while being able to deliver clear video content faster for playback on nearly any screen size.

[Check out Camtasia Studio](#)

SuperStamps Monsters

Creation Kit for use with Snagit

With SuperStamps Monsters You can create **countless** of fun characters, emoticons, smileys, monsters, avatars, Snagit stamps. You can also add lots of cool effects to your own photos and other images. SuperStamps Monsters is extremely easy to use.

[Check out SuperStamps Monsters](#)



[Click here to leave feedback and suggest new Callouts/Stamps that you are missing in this collection!](#)